




Customer: Wild Orchard - 333 New Road Unit 5, Parsippany, NJ 070
Product identity: Live Resin Knockout
Client/Metric ID: 23-000599-0001
Laboratory ID:

Summary

Analyte	Result (%)		
HHC (9R-Hexahydrocannabinol)	81.5	 <ul style="list-style-type: none"> ● HHC (9R-Hexahydrocannabinol) ● HHC (9S-Hexahydrocannabinol) ● CBD-A ● CBD ● CBT ● CBN 	CBD-Total 3.56%
HHC (9S-Hexahydrocannabinol)	1.0		THC-Total <LOQ
CBD-A	3.41		(Reported in percent of total sample)
CBD	0.572		
CBT	0.153		
CBN	0.0982		

Residual Solvents:

All analytes passing and less than LOQ.

Pesticides:

All analytes passing and less than LOQ.

Terpenes:

Analyte	Percent by weight	Percent of Total	Analyte	Percent by weight	Percent of Total
Terpinolene	0.936	29.07%	(R)-(+)-Limonene	0.756	23.48%
β-Caryophyllene	0.392	12.17%	β-Myrcene	0.351	10.90%
(-)-β-Pinene	0.191	5.93%	α-pinene	0.120	3.73%
α-Bisabolol	0.0796	2.47%	p-Cymene	0.0760	2.36%
Linalool	0.0494	1.53%	Humulene	0.0455	1.41%
(-)-α-Terpineol	0.0358	1.11%	α-phellandrene	0.0306	0.95%
farnesene	0.0302	0.94%	d-3-Carene	0.0286	0.89%
(+)-fenchol	0.0242	0.75%	α-Terpinene	0.0226	0.70%
nerol	0.0204	0.63%	γ-Terpinene	0.0190	0.59%
trans-β-Ocimene	0.0131	0.41%	Total Terpenes	3.22	100.00%

Metals:

Less than LOQ for all analytes.

Microbiology:

Less than LOQ for all analytes.

Customer: Wild Orchard - 333 New Road Unit 5, Parsippany, NJ 07054

Product identity: Live Resin Knockout

Client/Metric ID: 23-000599-0001

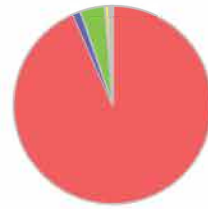
Sample Date:
Laboratory ID:
Evidence of Cooling: No

Temp: 21.6 °C

Sample Results

Potency **Method:** J AOAC 2015 V98-6 (mod)^p **Units %** **Batch:** 2300547 **Analyze:** 1/18/23 2:15:00 AM

Analyte	As Received	Dry weight	LOQ	Notes
CBC	< LOQ		0.0707	
CBC-A	< LOQ		0.0707	
CBC-Total	< LOQ		0.133	
CBD	0.572		0.0707	
CBD-A	3.41		0.0707	
CBD-Total	3.56		0.133	
CBDV	< LOQ		0.0707	
CBDV-A	< LOQ		0.0707	
CBDV-Total	< LOQ		0.132	
CBE	< LOQ		0.0707	
CBG	< LOQ		0.0707	
CBG-A	< LOQ		0.0707	
CBG-Total	< LOQ		0.132	
CBL	< LOQ		0.0707	
CBL-A	< LOQ		0.0707	
CBL-Total	< LOQ		0.133	
CBN	0.0982		0.0707	
CBT	0.153		0.0707	
Δ10-THC-9R	< LOQ		0.0707	
Δ8-THCV	< LOQ		0.0707	
Δ9-THC	< LOQ		0.0707	
exo-THC	< LOQ		0.0707	
HHC (9R-Hexahydrocannabinol)	81.5		0.0707	
HHC (9S-Hexahydrocannabinol)	1.0		0.707	
THC-A	< LOQ		0.707	
THC-O-Acetate, delta-8	< LOQ		0.0707	
THC-O-Acetate, delta-9	< LOQ		0.0707	
THC-Total	< LOQ		0.0707	
THCV	< LOQ		0.133	
THCV-A	< LOQ		0.0707	
THCV-Total	< LOQ		0.0707	
Total Cannabinoids	90.3		0.132	



- HHC (9R-Hexahydrocannabinol)
- HHC (9S-Hexahydrocannabinol)
- CBD-A
- CBD
- CBT
- CBN



12423 NE Whitaker Way
 Portland, OR 97230
 503-254-1794

Report Number: 23-000599/D003.R000
Report Date: 01/20/2023
ORELAP#: OR100028
Purchase Order:
Received: 01/13/23 17:00

Microbiology

Analyte	Result	Limits	Units	LOQ	Batch	Analyzed Method	Status	Notes
E.coli	< LOQ		cfu/g	10	2300491	01/19/23 AOAC 991.14 (Petrifilm) ^P		
Total Coliforms	< LOQ		cfu/g	10	2300491	01/19/23 AOAC 991.14 (Petrifilm) ^P		

Solvents Method: Residual Solvents by GC/MS^B Units µg/g Batch 2300609 Analyze 01/19/23 02:53 PM

Analyte	Result	Limits	LOQ	Status	Notes	Analyte	Result	Limits	LOQ	Status	Notes
1,4-Dioxane	< LOQ	380	100	pass		2-Butanol	< LOQ	5000	200	pass	
2-Ethoxyethanol	< LOQ	160	30.0	pass		2-Methylbutane (Isopentane)	< LOQ		200		
2-Methylpentane	< LOQ		30.0			2-Propanol (IPA)	< LOQ	5000	200	pass	
2,2-Dimethylbutane	< LOQ		30.0			2,2-Dimethylpropane (neo-pentane)	< LOQ		200		
2,3-Dimethylbutane	< LOQ		30.0			3-Methylpentane	< LOQ		30.0		
Acetone	< LOQ	5000	200	pass		Acetonitrile	< LOQ	410	100	pass	
Benzene	< LOQ	2.00	1.00	pass		Butanes (sum)	< LOQ	5000	400	pass	
Cyclohexane	< LOQ	3880	200	pass		Ethyl acetate	< LOQ	5000	200	pass	
Ethyl benzene	< LOQ		200			Ethyl ether	< LOQ	5000	200	pass	
Ethylene glycol	< LOQ	620	200	pass		Ethylene oxide	< LOQ	50.0	20.0	pass	
Hexanes (sum)	< LOQ	290	150	pass		Isopropyl acetate	< LOQ	5000	200	pass	
Isopropylbenzene (Cumene)	< LOQ	70.0	30.0	pass		m,p-Xylene	< LOQ		200		
Methanol	< LOQ	3000	200	pass		Methylene chloride	< LOQ	600	60.0	pass	
Methylpropane (Isobutane)	< LOQ		200			n-Butane	< LOQ		200		
n-Heptane	< LOQ	5000	200	pass		n-Hexane	< LOQ		30.0		
n-Pentane	< LOQ		200			o-Xylene	< LOQ		200		
Pentanes (sum)	< LOQ	5000	600	pass		Propane	< LOQ	5000	200	pass	
Tetrahydrofuran	< LOQ	720	100	pass		Toluene	< LOQ	890	100	pass	
Total Xylenes	< LOQ		400			Total Xylenes and Ethyl benzene	< LOQ	2170	600	pass	



12423 NE Whitaker Way
Portland, OR 97230
503-254-1794

Report Number: 23-000599/D003.R000
Report Date: 01/20/2023
ORELAP#: OR100028
Purchase Order:
Received: 01/13/23 17:00

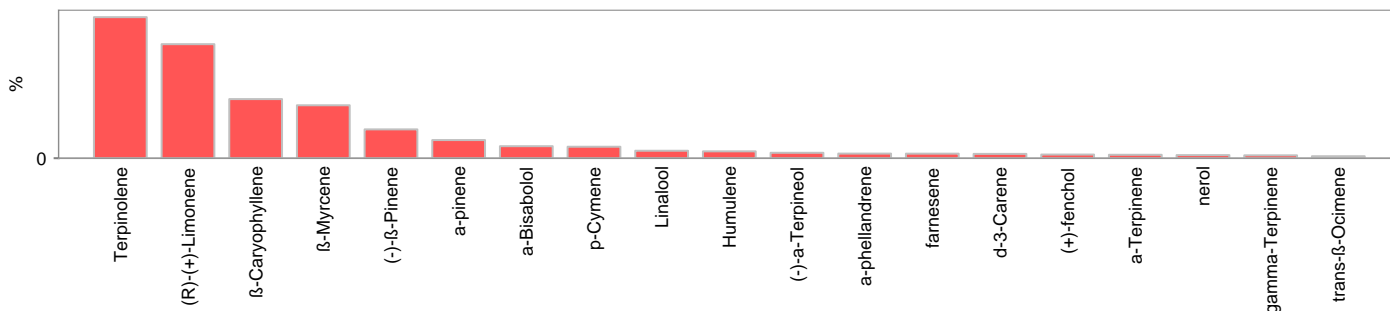
Pesticides											
Method: AOAC 2007.01 & EN 15662 (mod) ^b											
Units mg/kg Batch 2300525 Analyze 01/18/23 07:53 AM											
Analyte	Result	Limits	LOQ	Status	Notes	Analyte	Result	Limits	LOQ	Status	Notes
Abamectin [‡]	< LOQ	0.50	0.250	pass		Acephate [‡]	< LOQ	0.40	0.200	pass	
Acequinocyl [‡]	< LOQ	2.0	1.00	pass		Acetamidrid [‡]	< LOQ	0.20	0.100	pass	
Aldicarb [‡]	< LOQ	0.40	0.200	pass		Azoxystrobin [‡]	< LOQ	0.20	0.100	pass	
Bifenazate [‡]	< LOQ	0.20	0.100	pass		Bifenthrin [‡]	< LOQ	0.20	0.100	pass	
Boscalid [‡]	< LOQ	0.40	0.200	pass		Carbaryl [‡]	< LOQ	0.20	0.100	pass	
Carbofuran [‡]	< LOQ	0.20	0.100	pass		Chlorantraniliprole [‡]	< LOQ	0.20	0.100	pass	
Chlorfenapyr [‡]	< LOQ	1.0	0.500	pass		Chlorpyrifos [‡]	< LOQ	0.20	0.100	pass	
Clofentezine [‡]	< LOQ	0.20	0.100	pass		Cyfluthrin [‡]	< LOQ	1.0	0.500	pass	
Cypermethrin [‡]	< LOQ	1.0	0.500	pass		Daminozide [‡]	< LOQ	1.0	0.500	pass	
Diazinon [‡]	< LOQ	0.20	0.100	pass		Dichlorvos [‡]	< LOQ	1.0	0.500	pass	
Dimethoate [‡]	< LOQ	0.20	0.100	pass		Ethoprophos [‡]	< LOQ	0.20	0.100	pass	
Etofenprox [‡]	< LOQ	0.40	0.200	pass		Etoazole [‡]	< LOQ	0.20	0.100	pass	
Fenoxycarb [‡]	< LOQ	0.20	0.100	pass		Fenpyroximate [‡]	< LOQ	0.40	0.200	pass	
Fipronil [‡]	< LOQ	0.40	0.200	pass		Flonicamid [‡]	< LOQ	1.0	0.400	pass	
Fludioxonil [‡]	< LOQ	0.40	0.200	pass		Hexythiazox [‡]	< LOQ	1.0	0.400	pass	
Imazalil [‡]	< LOQ	0.20	0.100	pass		Imidacloprid [‡]	< LOQ	0.40	0.200	pass	
Kresoxim-methyl [‡]	< LOQ	0.40	0.200	pass		Malathion [‡]	< LOQ	0.20	0.100	pass	
Metalaxyl [‡]	< LOQ	0.20	0.100	pass		Methiocarb [‡]	< LOQ	0.20	0.100	pass	
Methomyl [‡]	< LOQ	0.40	0.200	pass		MGK-264 [‡]	< LOQ	0.20	0.100	pass	
Myclobutanil [‡]	< LOQ	0.20	0.100	pass		Naled [‡]	< LOQ	0.50	0.250	pass	
Oxamyl [‡]	< LOQ	1.0	0.500	pass		Paclobotrazole [‡]	< LOQ	0.40	0.200	pass	
Parathion-Methyl [‡]	< LOQ	0.20	0.100	pass		Permethrin [‡]	< LOQ	0.20	0.100	pass	
Phosmet [‡]	< LOQ	0.20	0.100	pass		Piperonyl butoxide [‡]	< LOQ	2.0	1.00	pass	
Prallethrin [‡]	< LOQ	0.20	0.100	pass		Propiconazole [‡]	< LOQ	0.40	0.200	pass	
Propoxur [‡]	< LOQ	0.20	0.100	pass		Pyrethrin I (total) [‡]	< LOQ	1.0	0.500	pass	
Pyridaben [‡]	< LOQ	0.20	0.100	pass		Spinosad [‡]	< LOQ	0.20	0.100	pass	
Spiromesifen [‡]	< LOQ	0.20	0.100	pass		Spirotetramat [‡]	< LOQ	0.20	0.100	pass	
Spiroxamine [‡]	< LOQ	0.40	0.200	pass		Tebuconazole [‡]	< LOQ	0.40	0.200	pass	
Thiacloprid [‡]	< LOQ	0.20	0.100	pass		Thiamethoxam [‡]	< LOQ	0.20	0.100	pass	
Trifloxystrobin [‡]	< LOQ	0.20	0.100	pass							



12423 NE Whitaker Way
Portland, OR 97230
503-254-1794

Report Number: 23-000599/D003.R000
Report Date: 01/20/2023
ORELAP#: OR100028
Purchase Order:
Received: 01/13/23 17:00

Terpenes				Method: J AOAC 2015 V98-6	Units %	Batch 2300556	Analyze 01/17/23 05:49 PM		
Analyte	Result	LOQ	% of Total	Notes	Analyte	Result	LOQ	% of Total	Notes
Terpinolene	0.936	0.018	29.068%		(R)-(+)-Limonene	0.756	0.018	23.478%	
β-Caryophyllene	0.392	0.018	12.174%		β-Myrcene	0.351	0.018	10.901%	
(-)-β-Pinene	0.191	0.018	5.932%		α-pinene	0.120	0.018	3.727%	
α-Bisabolol	0.0796	0.018	2.4720%		p-Cymene	0.0760	0.018	2.3602%	
Linalool	0.0494	0.018	1.5342%		Humulene	0.0455	0.018	1.4130%	
(-)-α-Terpineol	0.0358	0.018	1.1118%		α-phellandrene	0.0306	0.018	0.9503%	
farnesene	0.0302	0.018	0.9379%		d-3-Carene	0.0286	0.018	0.8882%	
(+)-fenchol	0.0242	0.018	0.7516%		α-Terpinene	0.0226	0.018	0.7019%	
nerol	0.0204	0.018	0.6335%		γ-Terpinene	0.0190	0.018	0.5901%	
(-)-caryophyllene oxide	< LOQ	0.018	0.00%		(±)-fenchone	< LOQ	0.018	0.00%	
(-)-Guaiol	< LOQ	0.018	0.00%		trans-β-Ocimene	0.0131	0.012	0.4068%	
Camphene	< LOQ	0.018	0.00%		Geraniol	< LOQ	0.018	0.00%	
(±)-trans-Nerolidol	< LOQ	0.018	0.00%		valencene	< LOQ	0.018	0.00%	
Sabinene	< LOQ	0.018	0.00%		Geranyl acetate	< LOQ	0.018	0.00%	
(±)-Camphor	< LOQ	0.018	0.00%		Eucalyptol	< LOQ	0.018	0.00%	
cis-β-Ocimene	< LOQ	0.006	0.00%		(+)-Cedrol	< LOQ	0.018	0.00%	
(+)-Borneol	< LOQ	0.018	0.00%		(-)-Isopulegol	< LOQ	0.018	0.00%	
Isoborneol	< LOQ	0.018	0.00%		(+)-Pulegone	< LOQ	0.018	0.00%	
(±)-cis-Nerolidol	< LOQ	0.018	0.00%		α-cedrene	< LOQ	0.018	0.00%	
Menthol	< LOQ	0.018	0.00%		Sabinene hydrate	< LOQ	0.018	0.00%	
Total Terpenes	3.22								



Metals									
Analyte	Result	Limits	Units	LOQ	Batch	Analyzed Method	Status	Notes	
Arsenic	< LOQ	0.200	mg/kg	0.0833	2300594	01/18/23 AOAC 2013.06 (mod.) ^p	pass		
Cadmium	< LOQ	0.200	mg/kg	0.0833	2300594	01/18/23 AOAC 2013.06 (mod.) ^p	pass		
Lead	< LOQ	0.500	mg/kg	0.0833	2300594	01/18/23 AOAC 2013.06 (mod.) ^p	pass		
Mercury	< LOQ	0.100	mg/kg	0.0416	2300594	01/18/23 AOAC 2013.06 (mod.) ^p	pass		



12423 NE Whitaker Way
Portland, OR 97230
503-254-1794

Report Number: 23-000599/D003.R000
Report Date: 01/20/2023
ORELAP#: OR100028
Purchase Order:
Received: 01/13/23 17:00

These test results are representative of the individual sample selected and submitted by the client.

Abbreviations

Limits: Action Levels per OAR-333-007-0400, OAR-333-007-0210, OAR-333-007-0220, CCR title 16-division 42. BCC-section 5723

Limit(s) of Quantitation (LOQ): The minimum levels, concentrations, or quantities of a target variable (e.g., target analyte) that can be reported with a specified degree of confidence.

Ⓟ = ISO/IEC 17025:2017 accredited method.

* = TNI accredited analyte.

Units of Measure

cfu/g = Colony forming units per gram

µg/g = Microgram per gram

mg/kg = Milligram per kilogram = parts per million (ppm)

% = Percentage of sample

% wt = µg/g divided by 10,000

Approved Signatory

Derrick Tanner
General Manager



12423 NE Whitaker Way
 Portland, OR 97230
 503-254-1794

Report Number: 23-000599/D003.R000
Report Date: 01/20/2023
ORELAP#: OR100028
Purchase Order:
Received: 01/13/23 17:00

Revision: 3 Document ID: 3120
 LegacyID: CFLC21WorksheetValidated 10/30/2020

Laboratory Pesticide Quality Control Results

AOAC2007.1 &EN 15662		Units: mg/Kg			Batch ID 2300525			
Method Blank	Blank Result	Blank Limits	Notes	LCS Result	LCS Spke	LCS % Re	Limits	Notes
Abamectin	0.000	< 0.250		0.896	1.000	89.5	50.0	150
Acephate	0.000	< 0.200		0.691	0.800	86.4	60.0	120
Acetamiprid	0.000	< 1.000		3.509	4.000	87.7	40.0	160
Acetamiprid	0.000	< 0.100		0.368	0.400	91.9	60.0	120
Aldicarb	0.000	< 0.200		0.732	0.800	91.5	60.0	120
Azoxystrobin	0.000	< 0.100		0.354	0.400	88.5	60.0	120
Bifenazate	0.000	< 0.100		0.395	0.400	98.7	60.0	120
Bifenthrin	0.000	< 0.100		0.351	0.400	87.7	50.0	150
Boscalid	0.000	< 0.200		0.664	0.800	83.0	60.0	120
Carbaryl	0.000	< 0.100		0.362	0.400	90.5	60.0	120
Carbifuran	0.000	< 0.100		0.374	0.400	93.6	60.0	120
Chlorantraniliprole	0.000	< 0.100		0.363	0.400	90.8	60.0	120
Chlorfenapyr	0.000	< 0.500		1.868	2.000	93.4	60.0	120
Chlorpyrifos	0.000	< 0.100		0.372	0.400	93.0	60.0	120
Clofentezane	0.000	< 0.100		0.366	0.400	91.5	60.0	120
Cyfluthrin	0.000	< 0.500		1.826	2.000	91.3	50.0	150
Cypermethrin	0.000	< 0.500		1.821	2.000	91.0	50.0	150
Daminozide	0.000	< 0.500		1.804	2.000	90.2	60.0	120
Diazinon	0.000	< 0.100		0.387	0.400	96.8	60.0	120
Dichlorvos	0.000	< 0.500		1.900	2.000	95.0	60.0	120
Dimethoate	0.000	< 0.100		0.359	0.400	89.8	60.0	120
Ethiofoprofos	0.000	< 0.100		0.369	0.400	92.2	60.0	120
Etofenprox	0.000	< 0.200		0.712	0.800	89.0	50.0	150
Etoxazole	0.000	< 0.100		0.366	0.400	91.6	60.0	120
Fenoxycarb	0.000	< 0.100		0.363	0.400	90.8	60.0	120
Fenpyroximate	0.000	< 0.200		0.742	0.800	92.7	60.0	120
Fipronil	0.000	< 0.200		0.713	0.800	89.1	60.0	120
Fonicamid	0.000	< 0.250		0.839	1.000	83.9	60.0	120
Fludioxonil	0.000	< 0.200		0.777	0.800	97.2	50.0	150
Hexythiazox	0.000	< 0.250		0.885	1.000	88.5	60.0	120
Imazalil	0.000	< 0.100		0.377	0.400	94.3	60.0	120
Imidacloprid	0.000	< 0.200		0.721	0.800	90.2	60.0	120
Kiesoxim-methyl	0.000	< 0.200		0.733	0.800	91.6	60.0	120
Malathion	0.000	< 0.100		0.366	0.400	91.5	60.0	120
Metaxyl	0.000	< 0.100		0.373	0.400	93.3	60.0	120
Methiocarb	0.000	< 0.100		0.372	0.400	92.9	60.0	120
Methomyl	0.000	< 0.200		0.685	0.800	85.6	60.0	120
MCK-264	0.000	< 0.100		0.362	0.400	90.4	50.0	150
Mydobutanol	0.000	< 0.100		0.366	0.400	91.6	60.0	120
Naled	0.000	< 0.250		0.929	1.000	92.9	50.0	150
Oxamyl	0.000	< 0.500		1.752	2.000	87.6	60.0	120
Padobutrazole	0.000	< 0.200		0.728	0.800	91.0	60.0	120
Parathion-Methyl	0.000	< 0.100		0.304	0.400	76.1	50.0	150
Permethrin	0.000	< 0.100		0.364	0.400	91.0	50.0	150
Phosmet	0.000	< 0.100		0.349	0.400	87.3	50.0	150
Piperonyl butoxide	0.000	< 0.500		1.796	2.000	89.8	60.0	120
Prallethrin	0.000	< 0.100		0.364	0.400	91.1	60.0	120
Propiconazole	0.000	< 0.200		0.730	0.800	91.3	60.0	120
Propoxur	0.000	< 0.100		0.372	0.400	93.0	60.0	120
Pyrethrin (Summe)	0.000	< 0.100		0.466	0.488	95.5	60.0	120
Pyridaben	0.000	< 0.100		0.371	0.400	92.6	50.0	150
Spinosad	0.000	< 0.100		0.344	0.388	88.6	50.0	150
Spiromesfen	0.000	< 0.100		0.363	0.400	90.8	60.0	120
Spirotetramat	0.000	< 0.100		0.370	0.400	92.5	60.0	120
Spiroxamine	0.000	< 0.200		0.691	0.800	86.4	60.0	120
Tebuconazole	0.000	< 0.200		0.730	0.800	91.2	60.0	120
Thiadoprid	0.000	< 0.100		0.363	0.400	90.7	60.0	120
Thiamethoxam	0.000	< 0.100		0.381	0.400	95.3	60.0	120
Trifloxystrobin	0.000	< 0.100		0.361	0.400	90.2	60.0	120



12423 NE Whitaker Way
 Portland, OR 97230
 503-254-1794

Report Number: 23-000599/D003.R000
 Report Date: 01/20/2023
 ORELAP#: OR100028
 Purchase Order:
 Received: 01/13/23 17:00

Revision: 3 Document ID: 3120
 LegacyID: CFLC21WorksheetValidated 10/30/2020

Laboratory Pesticide Quality Control Results

AOAC2007.1 & EN 15662		Units: mg/Kg				Batch ID 2300525				
Matrix Spke/Matrix Spke Duplicate Recoveries	Result	MS Res	MSD Res	Spike	RFD%	Limit	MS % Re	MSD % Re	Limits	Notes
Abamectin	0.00	0.836	0.901	1.00	7.4%	< 30	83.8%	90.1%	50 - 150	
Acephate	0.00	0.728	0.678	0.800	7.1%	< 30	91.0%	84.7%	50 - 150	
Acetamiprid	0.00	0.373	0.367	0.400	1.6%	< 30	93.3%	91.8%	50 - 150	
Aldicarb	0.00	0.720	0.716	0.800	0.5%	< 30	90.0%	89.8%	50 - 150	
Azoxystrobin	0.00	0.347	0.347	0.400	0.1%	< 30	86.7%	86.8%	50 - 150	
Bifenazate	0.00	0.410	0.420	0.400	2.2%	< 30	102.6%	104.9%	50 - 150	
Bifenthrin	0.00	0.307	0.312	0.400	1.6%	< 30	76.7%	78.0%	50 - 150	
Boscalid	0.00	0.674	0.714	0.800	5.8%	< 30	84.2%	89.3%	50 - 150	
Carbaryl	0.00	0.352	0.349	0.400	0.9%	< 30	88.0%	87.2%	50 - 150	
Carbofuran	0.00	0.360	0.355	0.400	1.3%	< 30	90.1%	88.9%	50 - 150	
Chlorantraniliprole	0.00	0.381	0.374	0.400	1.8%	< 30	95.2%	93.4%	50 - 150	
Chlorfenapyr	0.00	1.384	1.484	2.00	6.9%	< 30	69.2%	74.2%	50 - 150	
Chlorpyrifos	0.00	0.389	0.385	0.400	0.7%	< 30	97.2%	96.5%	50 - 150	
Clofentezine	0.00	0.353	0.352	0.400	0.4%	< 30	88.3%	88.0%	50 - 150	
Cyfluthrin	0.00	1.058	1.128	2.00	6.4%	< 30	52.9%	56.4%	30 - 150	
Cypermethrin	0.00	1.113	1.055	2.00	5.2%	< 30	55.8%	52.8%	50 - 150	
Daminozide	0.00	1.780	1.797	2.00	1.0%	< 30	89.0%	89.8%	30 - 150	
Diazinon	0.00	0.335	0.335	0.400	0.2%	< 30	83.8%	83.8%	50 - 150	
Dichlorvos	0.00	1.884	1.814	2.00	3.8%	< 30	94.2%	90.7%	50 - 150	
Dimethoate	0.00	0.365	0.361	0.400	0.9%	< 30	91.2%	90.3%	50 - 150	
Ethionphos	0.00	0.347	0.354	0.400	2.1%	< 30	86.7%	88.5%	50 - 150	
Etofenprox	0.00	0.592	0.622	0.800	4.8%	< 30	74.0%	77.7%	50 - 150	
Etoxazole	0.00	0.329	0.334	0.400	1.6%	< 30	82.2%	83.3%	50 - 150	
Fenoxycarb	0.00	0.353	0.358	0.400	1.4%	< 30	88.2%	89.4%	50 - 150	
Fenpyroximate	0.00	0.407	0.409	0.800	0.6%	< 30	50.9%	51.2%	50 - 150	
Fipronil	0.00	0.644	0.574	0.800	11.4%	< 30	80.9%	71.8%	50 - 150	
Fonicamid	0.00	0.929	0.917	1.00	1.3%	< 30	92.9%	91.7%	50 - 150	
Fludioxonil	0.00	0.865	0.878	0.800	1.5%	< 30	108.1%	109.7%	50 - 150	
Hexythiazox	0.00	0.887	0.885	1.00	2.5%	< 30	88.7%	86.8%	50 - 150	
Imazalil	0.00	0.376	0.371	0.400	1.3%	< 30	94.0%	92.8%	50 - 150	
Imidacloprid	0.00	0.720	0.713	0.800	1.0%	< 30	90.0%	89.1%	50 - 150	
Kiesoxim-methyl	0.00	0.691	0.698	0.800	1.0%	< 30	86.4%	87.3%	50 - 150	
Malathion	0.036	0.321	0.314	0.400	2.7%	< 30	71.4%	69.5%	50 - 150	
Metolaxyl	0.00	0.361	0.368	0.400	2.0%	< 30	90.2%	92.0%	50 - 150	
Methiocarb	0.00	0.351	0.348	0.400	1.0%	< 30	87.9%	87.0%	50 - 150	
Methomyl	0.00	0.748	0.780	0.800	4.0%	< 30	93.7%	97.5%	50 - 150	
MCK-264	0.00	0.289	0.297	0.400	2.8%	< 30	72.1%	74.2%	50 - 150	
Mydobutani	0.00	0.372	0.371	0.400	0.1%	< 30	93.0%	92.9%	50 - 150	
Naled	0.00	0.825	0.820	1.00	0.5%	< 30	82.5%	82.0%	50 - 150	
Oxaryl	0.00	1.851	1.715	2.00	7.7%	< 30	92.8%	85.7%	50 - 150	
Padobutrazole	0.00	0.714	0.705	0.800	1.2%	< 30	89.2%	88.2%	50 - 150	
Parathion-Methyl	0.00	0.347	0.267	0.400	26.1%	< 30	86.8%	66.8%	30 - 150	
Permethrin	0.00	0.347	0.338	0.400	2.7%	< 30	86.7%	84.4%	50 - 150	
Phosmet	0.00	0.351	0.350	0.400	0.3%	< 30	87.7%	87.5%	50 - 150	
Piperonyl butoxide	0.00	1.595	1.669	2.00	4.5%	< 30	79.7%	83.4%	50 - 150	
Prallethrin	0.00	0.333	0.334	0.400	0.4%	< 30	83.2%	83.5%	50 - 150	
Propiconazole	0.00	0.778	0.780	0.800	0.2%	< 30	97.3%	97.5%	50 - 150	
Propoxur	0.00	0.367	0.360	0.400	1.9%	< 30	91.7%	90.0%	50 - 150	
Pyrethrin (Summe)	0.018	0.507	0.517	0.488	2.0%	< 30	100.4%	102.4%	50 - 150	
Pyridaben	0.00	0.340	0.335	0.400	1.3%	< 30	85.1%	84.0%	50 - 150	
Spirosad	0.00	0.314	0.314	0.388	0.1%	< 30	81.0%	81.0%	50 - 150	
Spiromesfen	0.00	0.378	0.374	0.400	1.2%	< 30	94.8%	93.5%	50 - 150	
Spirotetramat	0.00	0.428	0.438	0.400	2.3%	< 30	107.1%	109.6%	50 - 150	
Spiroxamine	0.00	0.691	0.705	0.800	2.0%	< 30	86.4%	88.1%	50 - 150	
Tebuconazole	0.00	0.700	0.701	0.800	0.1%	< 30	87.5%	87.6%	50 - 150	
Thiadoprid	0.00	0.363	0.353	0.400	2.8%	< 30	90.9%	88.3%	50 - 150	
Thiamethoxam	0.00	0.423	0.371	0.400	13.1%	< 30	105.7%	92.7%	50 - 150	
Trifloxystrobin	0.00	0.320	0.317	0.400	1.1%	< 30	80.1%	79.2%	50 - 150	



12423 NE Whitaker Way
Portland, OR 97230
503-254-1794

Report Number: 23-000599/D003.R000
Report Date: 01/20/2023
ORELAP#: OR100028
Purchase Order:
Received: 01/13/23 17:00

Revision: 1 Document ID: 7148
Legacy ID: Worksheet Validated 04/20/2021

Laboratory Quality Control Results

JAOAC2015 V98-6 Batch ID: 0

Laboratory Control Sample									
Analyte	LCS	Result	Spike	Units	% Rec	Limits		Evaluation	Notes
CBDVA	2	0.102	0.100	%	102	80.0	- 120	Acceptable	
CBDV	2	0.111	0.106	%	105	80.0	- 120	Acceptable	
CBE	2	0.105	0.105	%	101	80.0	- 120	Acceptable	
CEDA	1	0.0943	0.096	%	98.0	90.0	- 110	Acceptable	
CBG ^A	1	0.0946	0.096	%	98.4	80.0	- 120	Acceptable	
CBG	1	0.0997	0.099	%	101	80.0	- 120	Acceptable	
CBD	1	0.0941	0.097	%	96.7	90.0	- 110	Acceptable	
THCV	2	0.105	0.108	%	98.3	80.0	- 120	Acceptable	
δ8THCV	2	0.104	0.103	%	101	80.0	- 120	Acceptable	
THCVA	2	0.106	0.099	%	107	80.0	- 120	Acceptable	
CBN	1	0.0995	0.102	%	97.8	80.0	- 120	Acceptable	
exo-THC	2	0.0956	0.097	%	98.5	80.0	- 120	Acceptable	
δ9THC	1	0.110	0.105	%	105	90.0	- 110	Acceptable	
δ8THC	1	0.0944	0.100	%	93.9	90.0	- 110	Acceptable	
CBL	2	0.103	0.104	%	99.7	80.0	- 120	Acceptable	
Δ10THC	1	0.0446	0.047	%	94.4	80.0	- 120	Acceptable	
CBC	2	0.101	0.104	%	97.5	80.0	- 120	Acceptable	
THCA	1	0.0910	0.095	%	95.8	90.0	- 110	Acceptable	
CBCA	2	0.107	0.103	%	104	80.0	- 120	Acceptable	
CBLA	2	0.106	0.105	%	102	80.0	- 120	Acceptable	
CBT	2	0.0979	0.105	%	92.9	80.0	- 120	Acceptable	

Method Blank									
Analyte	Result	LOQ	Units	Limits		Evaluation	Notes		
CBDVA	<LOQ	0.077	%	< 0.077		Acceptable			
CBDV	<LOQ	0.077	%	< 0.077		Acceptable			
CBE	<LOQ	0.077	%	< 0.077		Acceptable			
CEDA	<LOQ	0.077	%	< 0.077		Acceptable			
CBG ^A	<LOQ	0.077	%	< 0.077		Acceptable			
CBG	<LOQ	0.077	%	< 0.077		Acceptable			
CBD	<LOQ	0.077	%	< 0.077		Acceptable			
THCV	<LOQ	0.077	%	< 0.077		Acceptable			
δ8THCV	<LOQ	0.077	%	< 0.077		Acceptable			
THCVA	<LOQ	0.077	%	< 0.077		Acceptable			
CBN	<LOQ	0.077	%	< 0.077		Acceptable			
exo-THC	<LOQ	0.077	%	< 0.077		Acceptable			
δ9THC	<LOQ	0.077	%	< 0.077		Acceptable			
δ8THC	<LOQ	0.077	%	< 0.077		Acceptable			
CBL	<LOQ	0.077	%	< 0.077		Acceptable			
Δ10THC	<LOQ	0.077	%	< 0.077		Acceptable			
CBC	<LOQ	0.077	%	< 0.077		Acceptable			
THCA	<LOQ	0.077	%	< 0.077		Acceptable			
CBCA	<LOQ	0.077	%	< 0.077		Acceptable			
CBLA	<LOQ	0.077	%	< 0.077		Acceptable			
CBT	<LOQ	0.077	%	< 0.077		Acceptable			

Abbreviations
 ND - None Detected at or above MRL
 RPĐ - Relative Percent Difference
 LOQ - Limit of Quantitation

Units of Measure:
 %- Percent



12423 NE Whitaker Way
Portland, OR 97230
503-254-1794

Report Number: 23-000599/D003.R000
Report Date: 01/20/2023
ORELAP#: OR100028
Purchase Order:
Received: 01/13/23 17:00

Revision: 1 Document ID: 7148
Legacy ID: Worksheet Validated 04/20/2021

Laboratory Quality Control Results

JAOAC2015 V98-6		Batch ID: 0						
Sample Duplicate		Sample ID: 23-000521-0001						
Analyte	Result	Org. Result	LOQ	Units	RPD	Limits	Evaluation	Notes
CBDVA	<LOQ	<LOQ	0.077	%	NA	< 20	Acceptable	
CBDV	<LOQ	<LOQ	0.077	%	NA	< 20	Acceptable	
CBE	<LOQ	<LOQ	0.077	%	NA	< 20	Acceptable	
CEDA	<LOQ	<LOQ	0.077	%	NA	< 20	Acceptable	
CBGA	<LOQ	<LOQ	0.077	%	NA	< 20	Acceptable	
CBG	2.40	2.47	0.077	%	2.97	< 20	Acceptable	
CBD	0.135	0.164	0.077	%	19.4	< 20	Acceptable	
THCV	0.498	0.513	0.077	%	2.78	< 20	Acceptable	
δ8THCV	<LOQ	<LOQ	0.077	%	NA	< 20	Acceptable	
THCV/A	<LOQ	<LOQ	0.077	%	NA	< 20	Acceptable	
CBN	0.375	0.388	0.077	%	3.47	< 20	Acceptable	
exo-THC	<LOQ	<LOQ	0.077	%	NA	< 20	Acceptable	
Δ9THC	75.7	77.3	0.077	%	2.10	< 20	Acceptable	
Δ8THC	<LOQ	<LOQ	0.077	%	NA	< 20	Acceptable	
CBL	<LOQ	<LOQ	0.077	%	NA	< 20	Acceptable	
Δ10THC	<LOQ	<LOQ	0.077	%	NA	< 20	Acceptable	
CBG	0.791	0.816	0.077	%	3.06	< 20	Acceptable	
THCA	<LOQ	<LOQ	0.077	%	NA	< 20	Acceptable	
CBGA	<LOQ	<LOQ	0.077	%	NA	< 20	Acceptable	
CBLA	<LOQ	<LOQ	0.077	%	NA	< 20	Acceptable	
CBT	0.138	0.142	0.077	%	3.04	< 20	Acceptable	

Abbreviations

- ND - None Detected at or above MRI
- RPD - Relative Percent Difference
- LOQ - Limit of Quantitation

Units of Measure:



12423 NE Whitaker Way
 Portland, OR 97230
 503-254-1794

Report Number: 23-000599/D003.R000
Report Date: 01/20/2023
ORELAP#: OR100028
Purchase Order:
Received: 01/13/23 17:00

Revision: 1 Document ID: 7086
 Legacy ID: CFL-E57Worksheet Validated 11/04/2020

Terpenes Quality Control Results

Method Reference: EPA5035				Batch ID: 2300556					
Method Blank				Laboratory Control Sample					
Analyte	Result	LOQ	Notes	Result	LCS	Units	LCS% Rec	Limits	Notes
a-pinene	<LOQ	< 200		533	500	µg/g	107%	70 - 130	
Camphene	<LOQ	< 200		533	500	µg/g	107%	70 - 130	
Sabinene	<LOQ	< 200		528	500	µg/g	106%	70 - 130	
b-Pinene	<LOQ	< 200		520	500	µg/g	104%	70 - 130	
b-Myrcene	<LOQ	< 200		527	500	µg/g	105%	70 - 130	
a-phellandrene	<LOQ	< 200		537	500	µg/g	107%	70 - 130	
d-3-Carene	<LOQ	< 200		531	500	µg/g	106%	70 - 130	
a-Terpinene	<LOQ	< 200		532	500	µg/g	106%	70 - 130	
p-Cymene	<LOQ	< 200		533	500	µg/g	107%	70 - 130	
D-Limonene	<LOQ	< 200		548	500	µg/g	110%	70 - 130	
Eucalyptol	<LOQ	< 200		533	500	µg/g	107%	70 - 130	
b-cis-Cimene	<LOQ	< 67		178	167	µg/g	107%	70 - 130	
b-trans-Cimene	<LOQ	< 133		373	333	µg/g	112%	70 - 130	
g-Terpinene	<LOQ	< 200		545	500	µg/g	109%	70 - 130	
Sabinene Hydrate	<LOQ	< 200		573	500	µg/g	115%	70 - 130	
Terpinolene	<LOQ	< 200		552	500	µg/g	110%	70 - 130	
D-Fenchone	<LOQ	< 200		546	500	µg/g	109%	70 - 130	
Linalool	<LOQ	< 200		627	500	µg/g	125%	70 - 130	
Fenchol	<LOQ	< 200		580	500	µg/g	116%	70 - 130	
Camphor	<LOQ	< 200		547	500	µg/g	109%	70 - 130	
Isopulego	<LOQ	< 200		578	500	µg/g	116%	70 - 130	
Isoborneol	<LOQ	< 200		584	500	µg/g	117%	70 - 130	
Borneol	<LOQ	< 200		591	500	µg/g	118%	70 - 130	
DL-Menthol	<LOQ	< 200		558	500	µg/g	112%	70 - 130	
Terpineol	<LOQ	< 200		592	500	µg/g	118%	70 - 130	
Nerd	<LOQ	< 200		532	500	µg/g	106%	70 - 130	
Pulegone	<LOQ	< 200		591	500	µg/g	118%	70 - 130	
Geraniol	<LOQ	< 200		592	500	µg/g	118%	70 - 130	
Geranyl Acetate	<LOQ	< 200		569	500	µg/g	114%	70 - 130	
a-Cedrene	<LOQ	< 200		557	500	µg/g	111%	70 - 130	
b-Caryophyllene	<LOQ	< 200		555	500	µg/g	111%	70 - 130	
a-Humulene	<LOQ	< 200		586	500	µg/g	117%	70 - 130	
Valene	<LOQ	< 200		552	500	µg/g	110%	70 - 130	
cis-Nerolidol	<LOQ	< 200		630	500	µg/g	126%	70 - 130	
a-Farnesene	<LOQ	< 200		646	500	µg/g	129%	70 - 130	
trans-Nerolidol	<LOQ	< 200		599	500	µg/g	120%	70 - 130	
Caryophyllene Oxide	<LOQ	< 200		577	500	µg/g	115%	70 - 130	
Guaiol	<LOQ	< 200		593	500	µg/g	119%	70 - 130	
Cedrol	<LOQ	< 200		599	500	µg/g	120%	70 - 130	
a-Bisabolol	<LOQ	< 200		594	500	µg/g	119%	70 - 130	

Definitions

LOQ	Limit of Quantitation
LCS	Laboratory Control Sample
% RE	Percent Recovery



12423 NE Whitaker Way
 Portland, OR 97230
 503-254-1794

Report Number: 23-000599/D003.R000
Report Date: 01/20/2023
ORELAP#: OR100028
Purchase Order:
Received: 01/13/23 17:00

Revision: 1 Document ID: 7086
 Legacy ID: CFL-E57Worksheet Validated 11/04/2020

Terpenes Quality Control Results

Method Reference: EPA5035		Batch ID: 2300556					
Sample/ Sample Duplicate		Sample ID: 23-000474-0005					
Analyte	Result	Org. Result	LOQ	Units	% RPD	LIMIT	Notes
a-pinene	807	823	192	µg/g	2%	< 20	
Camphene	<LOQ	<LOQ	192	µg/g	0%	< 20	
Sabinene	267	272	192	µg/g	2%	< 20	
b-Pinene	451	460	192	µg/g	2%	< 20	
b-Myrcene	<LOQ	<LOQ	192	µg/g	0%	< 20	
a-phellandrene	<LOQ	<LOQ	192	µg/g	0%	< 20	
d-3-Carene	<LOQ	<LOQ	192	µg/g	0%	< 20	
a-Terpinene	<LOQ	<LOQ	192	µg/g	0%	< 20	
p-Cymene	<LOQ	<LOQ	192	µg/g	0%	< 20	
D-Limonene	536	557	192	µg/g	4%	< 20	
Eucalyptol	1890	1930	192	µg/g	2%	< 20	
b-cis-Cimene	<LOQ	<LOQ	64.1	µg/g	0%	< 20	
b-trans-Cimene	<LOQ	<LOQ	128	µg/g	0%	< 20	
g-Terpinene	<LOQ	<LOQ	192	µg/g	0%	< 20	
Sabinene Hydrate	<LOQ	<LOQ	192	µg/g	0%	< 20	
Terpinolene	<LOQ	<LOQ	192	µg/g	0%	< 20	
D-Fenchone	<LOQ	<LOQ	192	µg/g	0%	< 20	
Linalool	230	240	192	µg/g	4%	< 20	
Fenchol	<LOQ	<LOQ	192	µg/g	0%	< 20	
Camphor	478	479	192	µg/g	0%	< 20	
Isopulego	<LOQ	<LOQ	192	µg/g	0%	< 20	
Isoborneol	<LOQ	<LOQ	192	µg/g	0%	< 20	
Borneol	<LOQ	<LOQ	192	µg/g	0%	< 20	
DL-Menthhol	<LOQ	<LOQ	192	µg/g	0%	< 20	
Terpineol	2290	2330	192	µg/g	2%	< 20	
Nerd	<LOQ	<LOQ	192	µg/g	0%	< 20	
Pulegone	<LOQ	<LOQ	192	µg/g	0%	< 20	
Geraniol	<LOQ	<LOQ	192	µg/g	0%	< 20	
Geranyl_Acetate	<LOQ	<LOQ	192	µg/g	0%	< 20	
a-Cedrene	<LOQ	<LOQ	192	µg/g	0%	< 20	
b-Caryophyllene	814000	796000	192	µg/g	2%	< 20	
a-Humulene	52200	52100	192	µg/g	0%	< 20	
Valnene	<LOQ	<LOQ	192	µg/g	0%	< 20	
cis-Nerolidol	1310	1310	192	µg/g	0%	< 20	
a-Farnesene	<LOQ	<LOQ	192	µg/g	0%	< 20	
trans-Nerolidol	2230	2240	192	µg/g	0%	< 20	
Caryophyllene_Oxide	1490	1510	192	µg/g	1%	< 20	
Guaiol	<LOQ	<LOQ	192	µg/g	0%	< 20	
Cedrol	<LOQ	<LOQ	192	µg/g	0%	< 20	
a-Bisabolol	<LOQ	<LOQ	192	µg/g	0%	< 20	

Definitions

RPD Relative Percent Difference



12423 NE Whitaker Way
 Portland, OR 97230
 503-254-1794

Report Number: 23-000599/D003.R000
Report Date: 01/20/2023
ORELAP#: OR100028
Purchase Order:
Received: 01/13/23 17:00

Revision: 2 Document ID: 7087
 Legacy ID: CFL-E33Effective:

Laboratory Quality Control Results

Residual Solvents				Batch ID: 2300609					
Method Blank				Laboratory Control Sample					
Analyte	Result	LOQ	Notes	Result	Spike	Units	% Rec	Limits	Notes
Propane	ND	< 200		594	572	µg/g	103.8	60	- 120
Isobutane	ND	< 200		683	731	µg/g	93.4	60	- 120
Butane	ND	< 200		673	731	µg/g	92.1	60	- 120
2,2-Dimethylpropane	ND	< 200		901	938	µg/g	96.3	60	- 120
Methanol	ND	< 200		1630	1620	µg/g	100.6	60	- 120
Ethylene Oxide	ND	< 30		55.3	56.2	µg/g	98.4	60	- 120
2-Methylbutane	ND	< 200		1430	1610	µg/g	88.8	60	- 120
Pentane	ND	< 200		1440	1600	µg/g	90.0	60	- 120
Ethanol	ND	< 200		1320	1610	µg/g	82.0	70	- 130
Ethyl Ether	ND	< 200		1490	1630	µg/g	91.4	60	- 120
2,2-Dimethylbutane	ND	< 30		163	171	µg/g	95.3	60	- 120
Acetone	ND	< 200		1530	1630	µg/g	93.9	60	- 120
2-Propanol	ND	< 200		1620	1620	µg/g	100.0	60	- 120
Acetonitrile	ND	< 100		448	498	µg/g	90.0	60	- 120
2,3-Dimethylbutane	ND	< 30		157	171	µg/g	91.8	60	- 120
Dichloromethane	ND	< 60		452	483	µg/g	93.6	60	- 120
2-Methylpentane	ND	< 30		156	168	µg/g	92.9	60	- 120
3-Methylpentane	ND	< 30		142	167	µg/g	85.0	60	- 120
Hexane	ND	< 30		211	182	µg/g	115.9	60	- 120
Ethyl acetate	ND	< 200		1560	1610	µg/g	96.9	60	- 120
2-Butanol	ND	< 200		1540	1600	µg/g	96.3	60	- 120
Tetrahydrofuran	ND	< 100		410	483	µg/g	84.9	60	- 120
Cyclohexane	ND	< 200		1620	1610	µg/g	100.6	60	- 120
Benzene	ND	< 1		4.55	5.02	µg/g	90.6	60	- 120
Isopropyl Acetate	ND	< 200		1570	1620	µg/g	96.9	60	- 120
Heptane	ND	< 200		1710	1610	µg/g	106.2	60	- 120
1,4-Dioxane	ND	< 100		504	491	µg/g	102.6	60	- 120
2-Ethoxyethanol	ND	< 30		148	181	µg/g	81.8	60	- 120
Ethylene Glycol	ND	< 200		452	484	µg/g	93.4	60	- 120
Toluene	ND	< 100		431	485	µg/g	88.9	60	- 120
Ethylbenzene	ND	< 200		902	969	µg/g	93.1	60	- 120
m,p-Xylene	ND	< 200		898	994	µg/g	90.3	60	- 120
o-Xylene	ND	< 200		833	967	µg/g	86.1	60	- 120
Cumene	ND	< 30		136	171	µg/g	79.5	60	- 120



12423 NE Whitaker Way
 Portland, OR 97230
 503-254-1794

Report Number: 23-000599/D003.R000
Report Date: 01/20/2023
ORELAP#: OR100028
Purchase Order:
Received: 01/13/23 17:00

Revision: 2 Document ID: 7087
 Legacy ID: CFL-E33Effective:

QC - Sample Duplicate Sample ID: 22-015761-0001

Analyte	Result	Org. Result	LOQ Units	RPD	Limits	Accept/ Fail	Notes
Propane	ND	ND	200 µg/g	0.0	< 20	Acceptable	
Isobutane	ND	ND	200 µg/g	0.0	< 20	Acceptable	
Butane	ND	ND	200 µg/g	0.0	< 20	Acceptable	
2,2-Dimethylpropane	ND	ND	200 µg/g	0.0	< 20	Acceptable	
Methanol	ND	ND	200 µg/g	0.0	< 20	Acceptable	
Ethylene Oxide	ND	ND	30 µg/g	0.0	< 20	Acceptable	
2-Methylbutane	ND	ND	200 µg/g	0.0	< 20	Acceptable	
Pertane	ND	ND	200 µg/g	0.0	< 20	Acceptable	
Ethanol	ND	ND	200 µg/g	0.0	< 20	Acceptable	
Ethyl Ether	ND	ND	200 µg/g	0.0	< 20	Acceptable	
2,2-Dimethylbutane	ND	ND	30 µg/g	0.0	< 20	Acceptable	
Acetone	ND	ND	200 µg/g	0.0	< 20	Acceptable	
2-Propanol	ND	ND	200 µg/g	0.0	< 20	Acceptable	
Acetonitrile	ND	ND	100 µg/g	0.0	< 20	Acceptable	
2,3-Dimethylbutane	ND	ND	30 µg/g	0.0	< 20	Acceptable	
Dichloromethane	ND	ND	60 µg/g	0.0	< 20	Acceptable	
2-Methylpentane	ND	ND	30 µg/g	0.0	< 20	Acceptable	
3-Methylpentane	ND	ND	30 µg/g	0.0	< 20	Acceptable	
Hexane	ND	ND	30 µg/g	0.0	< 20	Acceptable	
Ethyl acetate	ND	ND	200 µg/g	0.0	< 20	Acceptable	
2-Butanol	ND	ND	200 µg/g	0.0	< 20	Acceptable	
Tetrahydrofuran	ND	ND	100 µg/g	0.0	< 20	Acceptable	
Cyclohexane	ND	ND	200 µg/g	0.0	< 20	Acceptable	
Benzene	ND	ND	1 µg/g	0.0	< 20	Acceptable	
Isopropyl Acetate	ND	ND	200 µg/g	0.0	< 20	Acceptable	
Heptane	ND	ND	200 µg/g	0.0	< 20	Acceptable	
1,4-Dioxane	ND	ND	100 µg/g	0.0	< 20	Acceptable	
2-Ethoxyethanol	ND	ND	30 µg/g	0.0	< 20	Acceptable	
Ethylene Glycol	ND	ND	200 µg/g	0.0	< 20	Acceptable	
Toluene	ND	ND	100 µg/g	0.0	< 20	Acceptable	
Ethylbenzene	ND	ND	200 µg/g	0.0	< 20	Acceptable	
m,p-Xylene	ND	ND	200 µg/g	0.0	< 20	Acceptable	
o-Xylene	ND	ND	200 µg/g	0.0	< 20	Acceptable	
Cumene	ND	ND	30 µg/g	0.0	< 20	Acceptable	

Abbreviations

ND - None Detected at or above MRL
 RPD- Relative Percent Difference
 LOQ- Limit of Quantitation

Units of Measure:

µg/g- Microgram per gram or ppm



12423 NE Whitaker Way
Portland, OR 97230
503-254-1794

Report Number: 23-000599/D003.R000
Report Date: 01/20/2023
ORELAP#: OR100028
Purchase Order:
Received: 01/13/23 17:00



12423 NE Whitaker Way
 Portland, OR 97230
 503-254-1794

Report Number: 23-000599/D003.R000
Report Date: 01/20/2023
ORELAP#: OR100028
Purchase Order:
Received: 01/13/23 17:00

Explanation of QC Flag Comments:

Code	Explanation
Q	Matrix interferences affecting spike or surrogate recoveries.
Q1	Quality control result biased high. Only non-detect samples reported.
Q2	Quality control outside QC limits. Data considered estimate.
Q3	Sample concentration greater than four times the amount spiked.
Q4	Non-homogenous sample matrix, affecting RPD result and/or % recoveries.
Q5	Spike results above calibration curve.
Q6	Quality control outside QC limits. Data acceptable based on remaining QC.
R	Relative percent difference (RPD) outside control limit.
R1	RPD non-calculable, as sample or duplicate results are less than five times the LOQ.
R2	Sample replicates RPD non-calculable, as only one replicate is within the analytical range.
LOQ1	Quantitation level raised due to low sample volume and/or dilution.
LOQ2	Quantitation level raised due to matrix interference.
B	Analyte detected in method blank, but not in associated samples.
B1	The sample concentration is greater than 5 times the blank concentration.
B2	The sample concentration is less than 5 times the blank concentration.